










Our Baby Room Routines

Our Routine	Opportunities for learning	EYFS links	Role of the adult
<p>We put our belonging baskets in a safe place</p> 	<ul style="list-style-type: none"> ❖ Recognising own belongings ❖ Recognise photo of themselves ❖ Build up a sense of belonging ❖ Know their special things are there if they need them 	<p>PSED DA 1a, 1c, PSRN C 2a KUW T 1a, 2a</p>	<ul style="list-style-type: none"> ❖ Show a genuine interest in each child and their parent/carer. ❖ Respect each child as an individual ❖ Ensure special things and belongings are available when needed
<p>We find our Special Key Person</p> 	<ul style="list-style-type: none"> ❖ Finds comfort in touch ❖ Use developing physical skills to make social contact. ❖ Build relationships with special people 	<p>SCE 1a, 1b, 2a, 2b, 2c, KUW C 1a, 1b, 2a, 2b</p>	<ul style="list-style-type: none"> ❖ Welcome each key child and family with interest and care ❖ Encourage babies to respond to their name and to you ❖ Ensure you are available and make time to listen to parents/carers
<p>We choose from any of the experiences available</p> 	<ul style="list-style-type: none"> ❖ Begin to make own choices ❖ Confident to link with peers and adults ❖ Confident to try out new experiences ❖ Concentration and involvement in activities 	<p>PSED DA 1c, MR 1a 1c,, CLL H 1a PSRN LNC 1a, SSM 1a, KUW EI 1a, DM 1a,</p>	<ul style="list-style-type: none"> ❖ Encourage babies to participate ❖ Observe babies interactions and interests ❖ Ensure play is safe and supervised ❖ Encourage babies to be independent and make choices

<p>We have our bottle</p> 	<ul style="list-style-type: none"> ❖ Finds comfort in snuggling in with a Key adult ❖ Responds to voice and comfort ❖ Enjoys the special one-to-one time with key person ❖ Expresses discomfort, hunger or thirst 	<p>PSED SCE 1c, 1d. MR 1b. BSC 1b SC 1a 1b</p>	<ul style="list-style-type: none"> ❖ Find out how babies are held and fed at home ❖ Plan feeding times which take into consideration the individual needs of the babies ❖ Keep toys and comforters on hand if needed
<p>We have our snack/lunch/tea</p> 	<ul style="list-style-type: none"> ❖ Find out that meal times are social times ❖ Discover what they like and dislike ❖ Use all their senses ❖ Develop fine motor skills ❖ Join in with conversations ❖ Expand vocabulary and learn new words. ❖ Learn about boundaries and expectations 	<p>PD HBA 1a, 1b PSED SC 1a, 1b.</p>	<ul style="list-style-type: none"> ❖ Support babies in their choices ❖ Model/support/observe babies who are becoming independent. ❖ Discuss the taste, smell and texture of the food ❖ Encourage social chat amongst the babies and adults ❖ Note significant events.
<p>We have our nappies changed</p> 	<ul style="list-style-type: none"> ❖ Learn that special people support and care for them ❖ Enjoy babbling and interacting in a one-to-one situation ❖ Play with finger, toes and things around them ❖ Become familiar with care routines ❖ Respond to sensitive physical contact and care 	<p>PSED BSC 1b. SC 2a, 2b CLL 1a,1b.</p>	<ul style="list-style-type: none"> ❖ Devote uninterrupted time to changing key babies when required ❖ Have 'conversations' with babies as you change them ❖ Explain what you are doing ❖ Sing songs and play as you change.

<p>We have a sleep</p> 	<ul style="list-style-type: none"> ❖ ❖ ❖ 	<p>PSED BSC 1a, 1b. SC 2a, 2b. PD HBA 2a</p>	<ul style="list-style-type: none"> ❖ ❖ ❖
<p>We make friends, share and communicate</p> 	<ul style="list-style-type: none"> ❖ ❖ ❖ 	<p>PSED DA 1c, MR 1c</p>	<ul style="list-style-type: none"> ❖ ❖ ❖

<p>We go outside</p> 	<p>❖ ❖ ❖</p>	<p>CD BC 1a, 2a</p>	<p>❖ ❖ ❖</p>
<p>We have messy play</p> 	<p>❖ ❖ ❖</p>	<p>CD BC 1a, 2a CD EMM 1a, 2a</p>	<p>❖ ❖ ❖</p>